

Fig no. MD-955EB Tube Bore

1/4" - 2" DN8 - DN 50



Features:

- Bar material ball valve, ISO 5211 Mounting flange
- Blow-out-proof stem
- 360 degree rotation design
- In-line Maintenance
- For semiconductor & pharmacy industries

Standard Compliance :

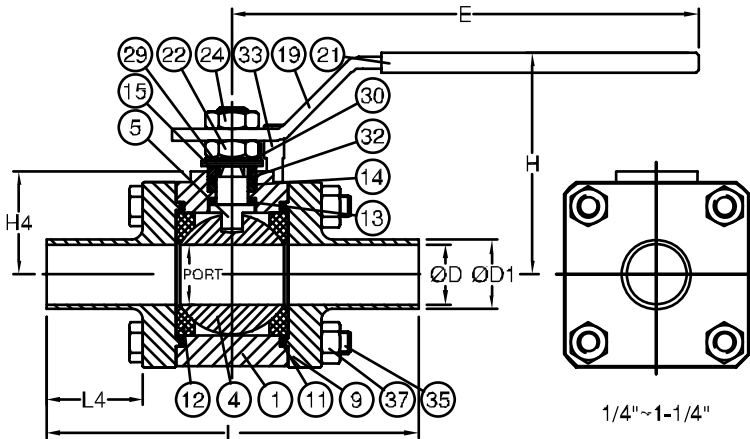
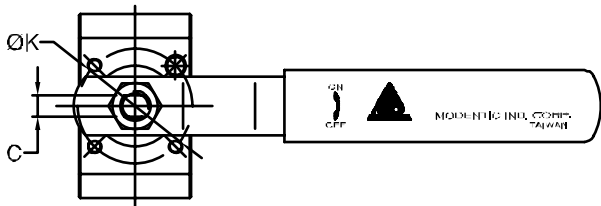
- Body wall thickness : EN 12516-1/2/ BPE
- Tube end : ASME/ BPE
- Face to face : MD's standard
- Body material : 1.4404 / EN1503-1
- Pressure testing : EN 12266

Specification :

- End Connection : BPE tube
- Working pressure : 140 bar for DN8- 25
100 bar for DN32- 50
- Temperature : -57 ~ 180° C

Options:

- Cavity Filler seat
- Extended Tube end



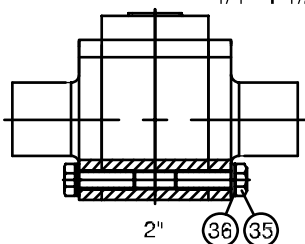
1/4"~1-1/4"

MATERIALS LIST

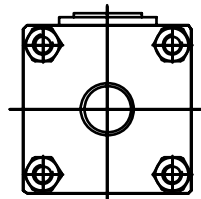
NO.	PART NAME	MATERIAL
1	BODY	1.4404 / EN1503-1
4	BALL	1.4404 / EN1503-1
5	STEM	1.4404 / EN1503-1
9	END CAP	1.4404 / EN1503-1
11	BODY SEAL	TFM1600
12	SEAT	TFM1600
13	THRUST WASHER	TFM1600
14	STEM PACKING	TFM1600
15	GLAND BUSH	SS304
19	HANDLE	SS304
21	HANDLE COVER	PLASTIC
22	STEM NUT	SS304
24	HANDLE NUT	SS304
29	BELLEVILLE WASHER	SS304
30	TAB WASHER	SS304
32	PACKING FOLLOWER	TFM1600
33	LEVER STOP	SS304
35	BODY BOLT	SS304
36	BOLT WASHER	SS304
37	BOLT NUT	SS304

DIMENSIONS

SIZE	PORT	L	L4	E	H	H4	C	ØD	ØD1	ØK	unit:mm
DN8	1/4"	4.6	137.0	20.0	132.8	69.3	31.0	6.5	4.57	6.35	36
DN10	3/8"	7.85	137.0	20.0	132.8	69.3	31.0	6.5	7.75	9.53	36
DN15	1/2"	9.5	137.0	40.0	132.8	69.3	31.0	6.5	9.4	12.7	36
DN20	3/4"	15.9	139.0	40.0	132.8	73.8	35.0	6.5	15.75	19.05	36
DN25	1"	22.2	145.7	40.0	171.8	81.9	38.0	8.0	22.1	25.4	42
DN32	1-1/4"	28.6	157.4	40.0	171.8	86.8	42.0	8.0	28.48	31.78	42
DN40	1-1/2"	34.9	165.3	40.0	204.2	97.5	49.5	9.7	34.8	38.1	50
DN50	2"	47.6	181.0	40.0	204.2	114.9	71.0	9.7	47.5	50.8	50



2"



1-1/2"