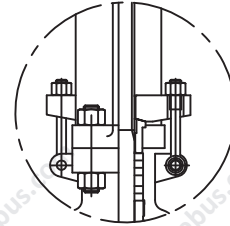


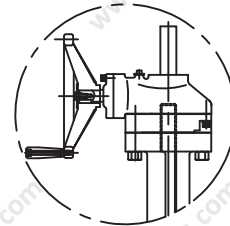
Fig No: **GTF-900**

MATERIALS LIST

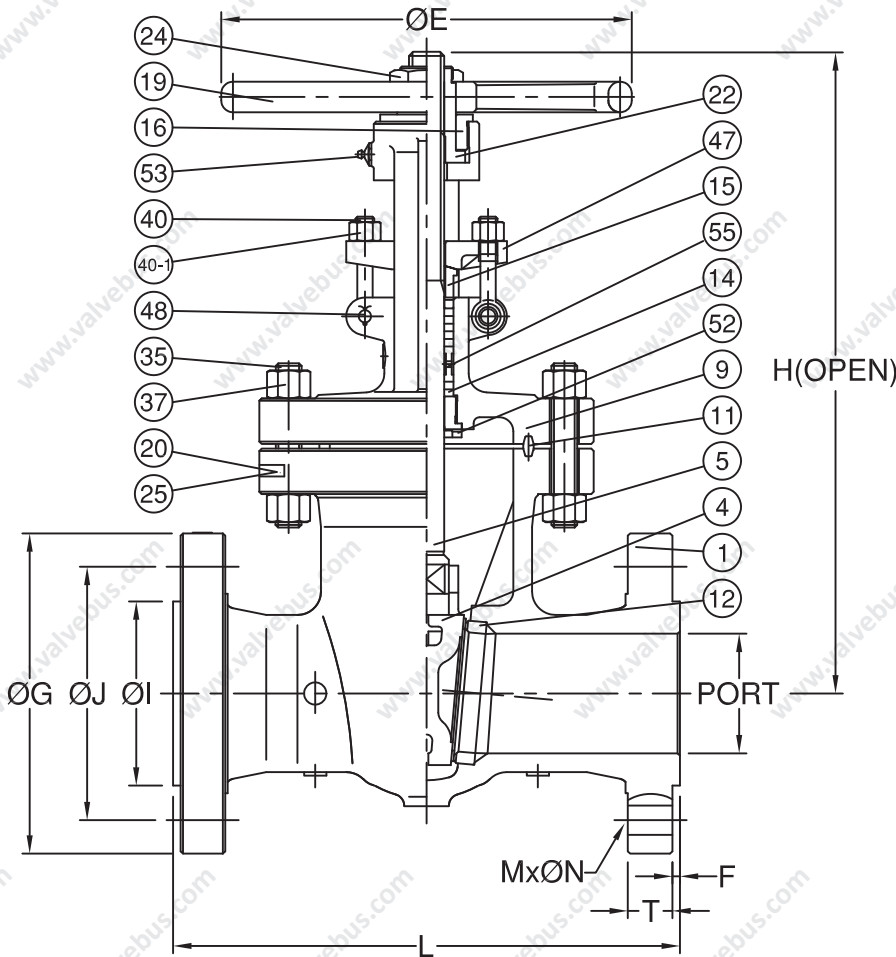
NO.	PART NAME	MATERIAL
1	BODY	ASTM A216 Gr.WCB
4	WEDGE	WCB + 13Cr
5	STEM	ASTM A182 F6
9	BONNET	ASTM A216 Gr.WCB
11	GASKET	SOFT IRON (RING JOINT)
12	SEAT RING	A105 + STL#6
14	STEM PACKING	STAINLESS STEEL WIRE + FLEXIBLE GRAPHITE
15	GLAND	ASTM A276 410
16	GLAND NUT	ASTM A29 1035
19	HANDLEWHEEL	ASTM A536 (60-40-18)
20	RIVET	SS304
22	STEM NUT	ASTM A493 D2
24	LOCK NUT	ASTM A29 1035
25	NAME PLATE	SS304
35	BOLT	ASTM A193 Gr.B7
37	BOLT NUT	ASTM A194 Gr.2H
40	EYE BOLT	ASTM A193 Gr.B7
40-1	EYE BOLT NUT	ASTM A194 Gr.2H
47	GLAND FLANGE	ASTM A216 Gr.WCB
48	PIN	ASTM A29 1045
52	BACK SEAT	ASTM A276 410
53	OIL FILLER	ASTM A570 Gr.A
55	DISTANCE RING	ASTM A276 410



6" AND LARGER



8" AND LARGER



FLANGE DIMENSION:ASME B16.5
FACE TO FACE:ASME B16.10

DIMENSIONS

unit:mm

SIZE	PORT	L	ØE	H	ØG	ØJ	ØI	T	F	M	ØN
DN50	2"	47	368	300	547	216	165.1	92	38.5	6.4	26
DN65	2-1/2"	57	419	350	700	244	190.5	105	41.5	6.4	29
DN80	3"	73	381	400	648	241	190.5	127	38.5	6.4	26
DN100	4"	98	457	450	729	292	234.9	157	44.5	6.4	32
DN150	6"	146	610	560	1041	381	317.5	216	56.0	6.4	32
DN200	8"	190	737	460	1260	470	393.7	270	63.5	6.4	39
DN250	10"	238	838	610	1590	545	469.9	324	70.0	6.4	39
DN300	12"	282	965	610	1795	610	533.4	381	79.5	6.4	39
DN350	14"	311	1029	760	2025	640	558.8	413	86.0	6.4	42
DN400	16"	356	1130	760	2170	705	615.9	470	89.0	6.4	45

CODE	F-001	APPROVED BY.	CHECK BY.	DRAWN BY.	DRAWING NO.	MATERIAL	UNIT	DESCRIPTION
	SIGN	STEPHEN	POOLER	VIC	GTF-900-F001	MATERIALS LIST	mm	CARBON STEEL GATE VALVE, FLANGED END, ANSI CLASS 900
	DATE	11/22/2007	11/22/2007	11/21/2007	REVISION	01	SCALE	